

Fundamental of Digital Media Design

Storyboarding

by

Noraniza Samat

Faculty of Computer Systems & Software Engineering

noraniza@ump.edu.my



OER Fundamental of Digital Media Design by Noraniza Samat (editor) work is under licensed [Creative Commons Attribution-NonCommercial-NoDerivatives 4.0 International License](https://creativecommons.org/licenses/by-nc-nd/4.0/).

Chapter Description

- **Aims**

- To understand the concept of storyboard
- To learn about the use and how to create storyboards
- To identify the types of storyboards

- **Expected Outcomes**

- Understand the concepts of storyboards
- Able to create storyboards.

- **References**

- Tay Vaughan. Multimedia: Making It Work, Ninth Edition. Mc Graw Hill. 2014. ISBN-13: 978-0071832885
- Storyboards, Two Types, School Video News
<http://schoolvideonews.com/Pre-Production/Storyboards-Two-Types>
- Robert Rector, Storyboarding for Instructional Design
<https://www.tc.columbia.edu/idesign/resources/past-workshop-archive/Storyboarding-Workshop-.pdf>

What is Storyboard

- A storyboard is a sketch of how to organize a story and a list of its contents.
- A series of visualizations that show the key points of view in a progressive manner.

Why do we need storyboard?

- Helps Developers plan and manage the development process.
- Enables Developers to test the concept in a visual representation of the whole project
- Facilitate visual communication between developer-users
- Proceed to develop at the same time

How do I make a storyboard?

- Storyboards are drawn in pen or pencil. If you don't like to draw you can also take photos, cut out pictures from magazines, or use a computer to make your storyboards.
- Keep in mind that your drawings don't have to be fancy! In fact, you want to spend just a few minutes drawing each frame.
- Use basic shapes, stick figures, and simple backgrounds.
- If you draw your storyboard frames on index cards, you can rearrange them to move parts of the story around.

How do I make a storyboard?

- A storyboard does not have to feature accomplished art, It can be drawn with “stick figures” as long as the director’s vision of the final edited scene is clearly communicated.




Figure 3-5 Venus Mountain, stick figure interpretation. Reprinted with permission.

Image source: <https://accad.osu.edu/womenandtech/Storyboard%20Resource/graphics/stickfigures.jpg>

Benefits of storyboarding


- Storyboarding is important even for low-budget production.
- Help to save time, money, and effort in actual production.
- Reduce production wastage and delay.



Image source:

<https://i.pinimg.com/736x/41/3f/5b/413f5b79ccf42e0f1e8b3fba44dbe466--lord-of-the-rings-mood-boards.jpg>

http://static.rogerebert.com/uploads/movie/movie_poster/lord-of-the-rings-the-return-of-the-king-2003/large_j6NCjU6Zh7SkfleN5zDaoTmBn4m.jpg



Types of Storyboard

There are 2 types of storyboard:

1. Presentation Boards
2. Production Boards

Types of Storyboard

Presentation Boards

- Used to communicate an idea or concept to clients, producers, a director or studio execs.
- These boards are "more polished" than production boards and are meant to impress and persuade; to sell the concept.
- Use digital photos of actual locations and layer characters, props and other elements over the background.

Types of Storyboard

Presentation Boards



Image source: http://www.orpheusartist.com/images/Color_Storyboard_07_CarlsJr.jpg

Types of Storyboard

Presentation Boards

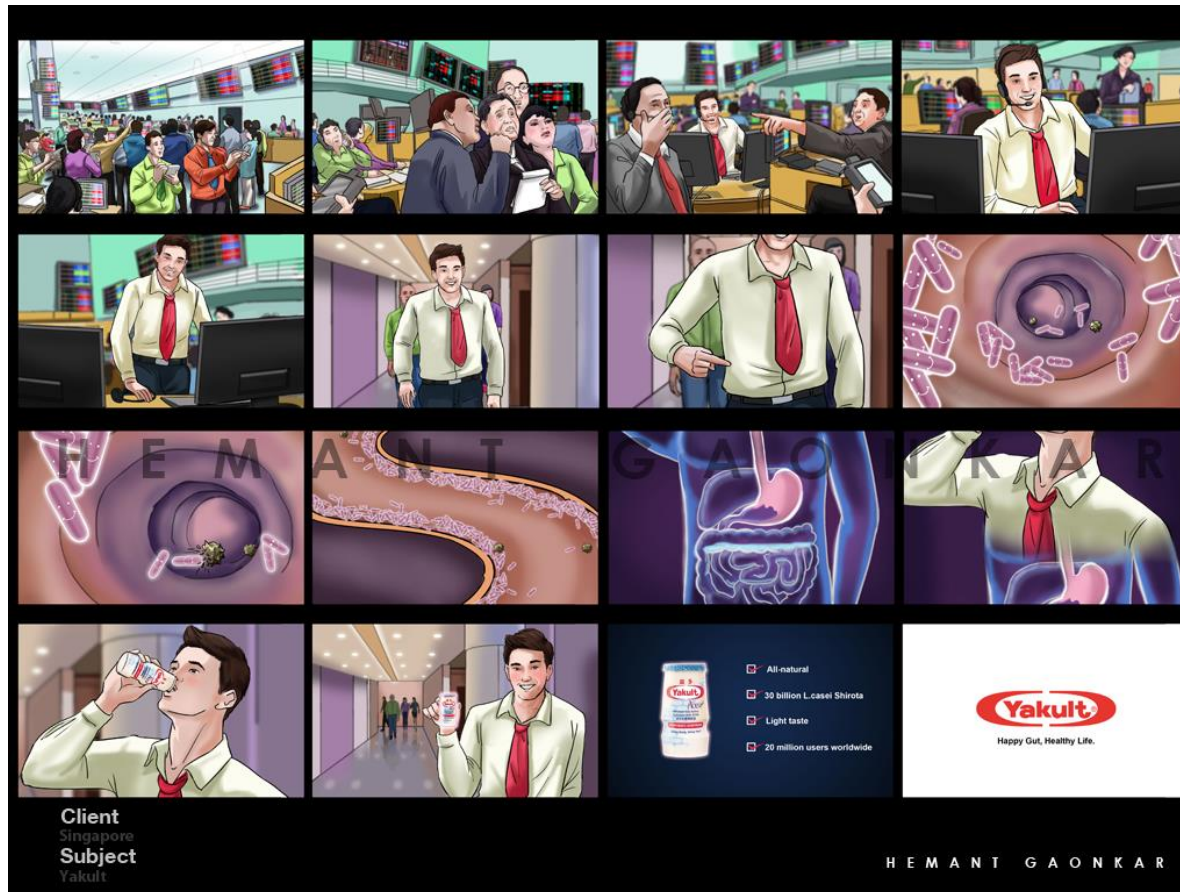


Image source: http://1.bp.blogspot.com/-JF5MVGJgjOw/UqBEcYmGQ8I/AAAAAAAAA8/DBjmtKVGO20/s1600/Pre_Storyboard_Yakult_01.png

Types of Storyboard

Production Boards

- Visually scripting a story and creating a shot guide for the crew to use on the set.
- They're called "production boards" because images are rough sketches that communicate the setups and main elements of each scene.
- This type of board can be made by the director and shared with the crew.
- Production boards cut down the setup time for each shot and preempts questions from crew members.
- Captions can hold slug lines and dialogue text; camera and lighting notes; or prop and scenery notes.

Types of Storyboard

Production Boards



Image source: http://2.bp.blogspot.com/-JQKB-Er_w80/TrNWkN9ruMI/AAAAAAAAACRE/Ygo0WhaEJMo/s1600/Constantaine_Storybaord_0009.jpg

Types of Storyboard

Production Boards




Image source: <https://i.pinimg.com/originals/50/96/30/509630a86497468bb20ea4416849afa6.jpg>

Media that use Storyboards

- Film
- Television
- Animation
- Interactive Media
 - Web Development
 - Software Design
 - Instructional Design

Storyboards for Instructional Design

“There is no right or wrong way to storyboard; developers and instructional designers use a variety of different templates and methods.”

– Nicole Legault

Storyboards for Instructional Design

Slide No:	Module:
	Topic:
	Learning Objective:
Content	
Notes to the Programmer	
Audio Script:	

A storyboard form with a black border. It is divided into several sections. At the top, there are three rows for 'Slide No:', 'Module:', 'Topic:', and 'Learning Objective:'. Below this is a large white area labeled 'Content'. At the bottom, there are two rows for 'Notes to the Programmer' and 'Audio Script:'. Red arrows point to the 'Module:', 'Topic:', 'Learning Objective:', 'Content', 'Notes to the Programmer', and 'Audio Script:' fields.

Project name:	Screen ID:	Screen of	Date: / /
			Navigation info
			Media information
Notes:			

Source: <http://thelearningcoach.com/>

Tools to Create Storyboards

Microsoft Word

- Widely available and understood software
- Not easy to rearrange content

PowerPoint

- The most popular
- Widely known and understood
- Widely available
- Slide Sorter View makes it easy to rearrange frames

Conclusion of The Chapter

- A storyboard is a sketch of how to organize a story and a list of its contents.
- Storyboard is important in the development process from the planning until development.
- Two types of storyboards are Presentation and Production Boards.