

**Faculty of Electrical & Electronics Engineering
Low Voltage Electrical Installation**

Name: _____

ID No. : _____


Section: _____

Date: ____/____/2017

(Failed to complete all the particulars above will be penalized 2 marks)

QUIZ 4

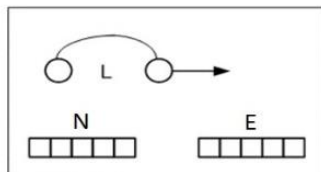
Fig. 4 below represents an uncompleted schematic circuit of 2 socket outlets with external switches. Complete this circuit with a correct rated ampere of MCB and wiring system. Please make sure all cables are labelled with different colors or shapes in the indicator box. [10 marks]




SOCKET OUTLET 1



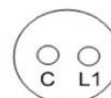
SOCKET OUTLET 2



MCB ____ A



S1



S2

Fig. 4

