

CHAPTER 3

Output Customization

EDITOR:
RUZAINI ABULLAH ARSHAH
Faculty of Computer Systems & Software Engineering
ruzaini@ump.edu.my




OER Structured Query Language by Ruzaini Abdullah Arshah (editor) work is under licensed [Creative Commons Attribution-NonCommercial-NoDerivatives 4.0 International License](https://creativecommons.org/licenses/by-nc-sa/4.0/).


CHAPTER OUTCOMES


This chapter aimed to enable learners to be able to do the followings:

- Describe the differences between single row and multiple row functions
- Manipulate numbers with the ROUND, TRUNC, and MOD functions
- Perform arithmetic with date data
- Manipulate strings with character function in the SELECT and WHERE clauses
- Manipulate numbers with the ROUND, TRUNC, and MOD functions



OER Structured Query Language by Ruzaini Abdullah Arshah (editor) work is under licensed [Creative Commons Attribution-NonCommercial-NoDerivatives 4.0 International License](https://creativecommons.org/licenses/by-nc-nd/4.0/).





SUMMARY

This chapter has covered:

- Using WHERE clause that can limit the rows to be displayed:
 - Use the comparison conditions
 - Use the BETWEEN, IN, LIKE, and NULL operators
- Apply the logical AND, OR, and NOT operators
- Use the ORDER BY clause that displayed a sorted data
- Use of ampersand substitution

REFERENCES

¹ Oracle University, at: <http://education.oracle.com>